





LK CMM

Coordinate Measuring Machines



SO MUCH MORE THAN PRECISION

The Nikon Metrology LK range of Coordinate Measuring Machines represent the ultimate in CMM technology. Designed and manufactured using only the highest quality materials, they carry a heritage of over 45 years experience and expertise.

LK CMMs deliver the ability to perform dimensional, positional and surface measurement in a single system. Combined with a complete range of contact and non-contact sensors, Nikon Metrology CMMs provide true multi-sensor capability. Sensors can be quickly changed to combine geometric and surface measurement into a single inspection routine.

Key design features

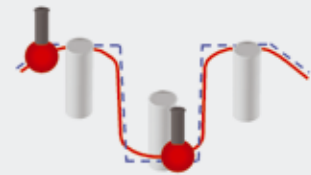
- Ceramic bridge and spindle provide a thermally stable and ultra-stiff frame for long lasting accuracy.
- Nikon Metrology unique LK air bearings provide a smaller air gap with greater stiffness than standard air bearings to enhance the rigidity of the frame.
- Granite table with integral dovetail guideway (10.10.8 and bigger) provides the smoothest of drives with high velocity and acceleration.
 - Steel support legs designed on CAD with Finite Element Analysis provide a stable mounting for the ceramic beam and carriage assembly.
 - Friction-driven axes remove the uncertainty of belt drives and gear-boxes and provide a hysteresis-free smooth repeatable motion.
 - Bonded Renishaw scales negate the need for separate scale and mechanical frame thermal compensation, providing confidence in repeatability and accuracy.



Key performance features

Ceramics for LK premium performance

Stress-free ceramic guideways are most dimensionally stable, provide high and long-lasting measurement accuracy, and require minimum machine verification, saving both time and money.



Fly Mode

Provides optimized motion control for more efficient machine movement and faster throughput.



PH Fast


Further optimize the machine throughput by moving the probe head simultaneously with machine motion.

CMM Hand-box

Multi-function hand-box provides access to programming tools without returning to the computer.



MULTI-SENSOR PRODUCTIVITY



Scanning made easy

Regardless whether contact or non-contact scanning is required, Nikon Metrology has a solution designed that provides highly repeatable and accurate scanning results for geometric feature and free-form surface inspection.

Unique and unequalled, digital scanning is delivered as standard on every Nikon Metrology LK CMM equipped with either TP20 or TP200 probes. This cost-effective scanning solution enhances traditional CMM inspection to increase productivity.

When accuracy and high speed are expected, LK CMMs' ultra-stiff ceramic frame guarantees that continuous contact scanning (SP25M) will provide you feature, form and free-form surface data that is equal to any 'fixed-head' probe system.

Non-contact laser scanning, with the world leading Nikon Metrology LC and unique patented XC (Cross-Scanner) technology, allow you to scan virtually any component with unequalled levels of performance. Suitable for geometric inspection, free-form surface inspection or reverse engineering, laser scanning is available for everyone.

When size truly matters

Nikon Metrology recently manufactured one of the largest CMM bridge sizes ever to be ordered with a measuring length and width of 6 meter.

Whether it is a large bridge or a horizontal arm configuration you require, the Nikon Metrology LK range has a standard solution ready for you. Based on the same ceramic and granite construction, the large bridge and horizontal arm CMM range offers market leading accuracy and performance characteristics.



ALTERA AND LK V BRIDGE CMM

High performance ceramic bridge CMMs

LK's ceramic bridge and spindle components coupled with proven air-bearing design provide the ultimate in stiffness and stability, altogether delivering significantly improved repeatability.

Benefits

- Premium performance
- High velocities/accelerations for low cycle times
- Excellent accuracy and repeatability
- Total solution for probing, scanning and digital inspection

Features

- Flexible multi-sensor platform: touch probes, analog scanning and laser scanning
- High capacity (loads) table

Applications


- Machined and pressed parts
- Plastic moldings
- Casting and forgings
- Touch trigger and non-contact inspection
- Digitizing, scanning and reverse engineering

Specifications


- Volumetric accuracy
 - from 1.8µm + L/400 (ALTERA)
 - from 2.1µm + L/375 (LK V)
 - from 1.5µm + L/350 (LK V HA)
- Repeatability
 - from 1.8µm (ALTERA)
 - from 2.1µm (LK V)
 - from 1.5µm (LK V HA)
- Velocity
 - up to 762 mm/s (ALTERA)
 - up to 833 mm/s (LK V, LK V HA)
- Acceleration
 - up to 2303 mm/s² (ALTERA)
 - up to 1242 mm/s² (LK V)
 - up to 1403 mm/s² (LK V HA)



ALTERA 12.10.8



ALTERA 7.5.5 (box stand)



LK V 15.12.10

ALTERA - Small bridge general-purpose CMM

Sizes (box stand)	Sizes ¹	Probe head	Sensors
7.5.5	15.7.6	MH20i	TP20
8.7.6	10.10.8	PH10T PLUS	TP200
10.7.6	12.10.8	PH10M PLUS	SP25M
	15.10.8	PH20	LC series laser scanners
	20.10.8		XC series laser scanners

LK V - Medium to large bridge general-purpose CMM

Sizes ¹				Probe head	Sensors
15.12.10	20.15.12	25.15.15	20.20.15	PH10MQ PLUS	TP20
20.12.10	25.15.12	30.15.15	30.20.15	PH20	TP200
25.12.12	30.15.12	35.15.15	35.20.15	SP80	SP25M
30.12.10	35.15.12	40.15.15	40.20.15	REVO	LC series laser scanners
					XC series laser scanners

LK V HA - Small to medium bridge high accuracy CMM

Sizes ¹				Probe head	Sensors
8.7.6	10.10.8			PH10MQ PLUS	TP20
10.7.6	15.10.8			PH20	TP200
	20.10.8			SP80	SP25M
	25.10.8			REVO	LC series laser scanners
					XC series laser scanners

¹ (other sizes available on request)

LK V-SL HIGH-SPEED SCANNING BRIDGE CMM

Ultimate scanning and inspection performance

The LK V-SL features a revolutionary design that delivers the best scanning and inspection performance currently available in the marketplace. Particularly suited to meet the demands of automotive and aerospace applications, the LK V-SL is a unique and distinctive multi-sensor CMM. With the HA option, such a system becomes a metrology lab reference CMM featuring submicron accuracy for applications requiring highest precision.

Benefits

- Increased scanning performance delivering high accuracy and throughput
- Increased stiffness and stability of the metrology frame
- Ready for shop floor and metrology lab

Features

- Granite table with ceramic Y & Z guideways
- Raised X-axis guideway provides ultrafast dynamics
- S-axis 0.1 micron scale
- Multi-sensor capability
- Pneumatic anti-vibration mounts
- Temperature compensation as standard

Applications

- Analog, digital or laser scanning
- Automotive, engine and transmission components
- Aerospace blade, engine and aircraft components
- General precision engineering
- Medical instruments

Specifications

- Volumetric accuracy
 - from 1.1 μ m+L/400 (LK V-SL)
 - from 0.7 μ m+L/600 (LK V-SL HA)
- Repeatability
 - from 0.7 μ m (LK V-SL)
 - from 0.5 μ m (LK V-SL HA)
- Velocity
 - up to 850 mm/s (LK V-SL)
 - up to 317 mm/s (LK V-SL HA)
- Acceleration
 - up to 1407 mm/s² (LK V-SL)
 - up to 566 mm/s² (LK V-SL HA)



LK V 10.10.8 SL equipped with an LC60Dx laser scanner

LK V-SL and LK V-SL HA - High accuracy bridge style CMM

Preferred sizes ¹	Probe Head	Probes
8.7.6 10.10.8 20.12.10	PH10MQ PLUS	TP200
10.7.6 15.10.8		SP25M
15.7.6		LC15, LC50Cx, LC60Dx, XC65Dx (-LS)

¹ (other sizes available on request)

LK V LARGE BRIDGE AND GANTRY CMMS

A new breed of large scale CMMs

Nikon Metrology offers large scale gantry and twin-rail mounted bridge style CMMs when size really matters. In addition to high accuracy with maximum volume, these large scale CMMs support a variety of probing solutions, including touch-trigger digital, analogue and laser options. Nikon Metrology also provides customized gantry CMM projects that meet customers' exacting requirements. LK large scale CMMs are constructed using materials with high thermal stability to guarantee optimum accuracy.



LK V 50.40.12 R

Benefits

- Ceramic material offering 300% more stiffness over aluminium allows for ultra large machine sizes with premium accuracy
- Floor-mounted or raised gantry versions to suit all environments and component handling situations
- Twin drive systems valued for smooth motion
- Available with separate measuring plate if required

Features

- High-performance air bearings
- LK CMMs feature granite rails with ceramic Y and Z guideways
- Supports tactile styli, analogue scanning and laser scanners

Applications

- Automotive and commercial vehicles
- Aerospace components and structures
- Marine and locomotive engine components
- Telecommunications and satellite equipment

Specifications

- Volumetric accuracy
 - from 4.5µm + L/200 (LK V-R)
 - from 3.5µm + L/250 (LK V-G(P))
- Repeatability
 - from 4.5µm (LK V-R)
 - from 3.5µm (LK V-G(P))
- Velocity
 - up to 533 mm/s (LK V-R)
 - up to 467 mm/s (LK V-G(P))
- Acceleration
 - up to 631 mm/s² (LK V-R)
 - up to 581 mm/s² (LK V-G(P))



LK V-R twin-rail mounted bridge style CMM

LK V-R and LK V R-SL - Twin-rail mounted bridge style CMM

(short-leg models available)

Sizes¹ Rail lengths from 3m to 10m+ Bridge sizes from 2m to 4m Spindle lengths from 1.2m to 3m <i>(short-leg model with steel legs or concrete riser foundation)</i>	Probe Head PH10MQ PLUS	Probes TP20 TP200 SP25M LC15, LC50Cx, LC60Dx, XC65Dx (-LS)
--	----------------------------------	---

LK V-G(P) - High accuracy and ultra high accuracy bridge style CMM

Sizes¹ Rail lengths from 2m to 10m+ Bridge sizes from 4m to 7m Spindle lengths from 3m to 4m <i>(available with steel legs or concrete riser foundation)</i>	Probe Head PH10MQ PLUS	Probes TP20 TP200 SP25M LC15, LC50Cx, LC60Dx, XC65Dx (-LS)
--	----------------------------------	---

¹ (other sizes available on request)

LK H HORIZONTAL ARM CMM

The fastest high accuracy horizontal arm CMMs on the market

Nikon Metrology's complete range of horizontal arm CMMs provides unequalled performance in speed, accuracy and repeatability. Ceramic guideways and air bearings used in the construction of LK H CMMs, offer stability at high velocity and acceleration. LK horizontal arm CMMs provide unique access to the measuring envelope and can be supplied as subfloor or floor level installations, or as part of fully-automated measurement cells.

Benefits

- High velocities/acceleration for low cycle times
- Excellent accuracy and repeatability
- Flexible multi-sensor platform: touch probes, analog scanning, laser scanning

Features

- Multiple CMM configurations available: table, rail, twin, etc.
- Supports laser scanners and touch sensors
- Can be supplied with cast-iron measuring plate if required

Applications

- Automotive full body and panels inspection
- Inspection of large parts such as mold tools, housings, castings, etc.
- Integrated in-line inspection
- Touch trigger and non-contact inspection
- Digitizing, scanning and reverse engineering

Specifications

- Volumetric accuracy
 - from $1.9\mu\text{m} + L/250$ (LK H-T)
 - from $10\mu\text{m} + L/200$ (LK H-R)
- Repeatability
 - from $1.9\mu\text{m}$ (LK H-T)
 - $6.0\mu\text{m}$ (LK H-R)
- Velocity
 - up to 850 mm/s (LK H-T)
 - up to 667 mm/s (LK H-R)
- Acceleration
 - up to 3008 mm/s^2 (LK H-T)
 - up to 2106 mm/s^2 (LK H-R)



LK H-R premium series twin-rail mounted horizontal arm CMM with walk-on covers

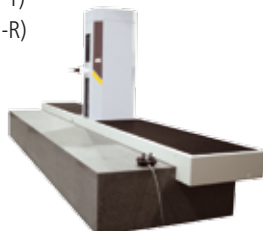
LK H-R - high accuracy rail mounted horizontal arm style CMM (single or twin column)

Sizes ¹	Probe Head	Probes
Rail lengths from 4m to 10m+	PH10MQ PLUS	TP7M
Spindle lengths from 0.4m to 1.6m		TP20
Column heights from 2m to 3m		TP200B
<i>(available with walk-on or bellow covers for rails)</i>		SP25M
		LC15, LC50Cx, LC60Dx, XC65Dx (-LS)

LK H-T - high accuracy table mounted horizontal arm style CMM

Sizes ¹	Probe Head	Probes
Rail lengths from 1m to 5m	PH10MQ PLUS	TP20
Spindle lengths from 0.4m to 1.6m		TP200B
Column heights from 0.6m to 2m		SP25M
		LC15, LC50Cx, LC60Dx, XC65Dx (-LS)

¹ (other sizes available on request)



LK H-T high accuracy table mounted horizontal arm CMM




























LK H-T featuring rotating table




LK H-R dual column horizontal arm CMM

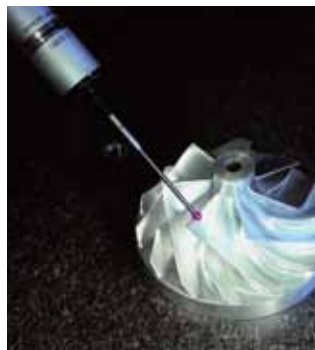
SUPPORTED PROBE SYSTEMS

From traditional single point data collection to state-of-the-art 5 axis measurement incorporating probe head touches, Nikon Metrology supports many different configurations of probe system.

Contact measuring systems										
Manually indexing			Motorized			Dynamic				
Manual probe heads with integral TP20 probe systems		Manual probe head with autojoint connection	Fixed position with autojoint		Motorized probe heads with 720 positions available			Infinite positioning probe head for 5 axis point collection	Infinite positioning probe head for 5 axis multi-point measurement	Fixed probe head with long stylus capability
MH20i	MH20	MIH	PH6M		PH10T PLUS	PH10M PLUS	PH10MQ PLUS	PH20	REVO	SP80
										
PH6M	PH6M	TP20	TP200	TP20	TP200	TP20	TP200	SP25M	RSP2	
										
		SP25M			TP200	TP200	TP7M		RSP3	
										
MCR20		MCR20/SCR200/FCR25		MCR20/SCR200/FCR25/MRS-ACR3			MCR20			



High accuracy TP200 touch trigger probe



High speed SP25 scanning probe



REVO

Contact Nikon Metrology to check availability of the probe system to each machine model



Non-contact measuring systems

Single and multi-stripe laser

Laser data collection for inspection of features, comparison to nominal CAD data or reverse engineering

PH10M PLUS PH10MQ PLUS



LC15Dx



LC50Cx



LC60Dx



XC65Dx / XC65Dx-LS



MCR20



Scanning of medical implant



Scanning of casting



Feature inspection

DIGITAL CMM SCANNERS



Digital scanning boosts inspection performance

The all-digital Nikon LC15Dx scanner brings 3D digitizing in the accuracy range of tactile measurement, while offering the advantage of capturing a multitude of inspection points. With its smaller field of view, it perfectly suits digitizing small or detailed objects with higher point density and tighter tolerances

The LC60Dx is an all-purpose scanner that can be used both on CMM and portable arms. The LC50Cx laser scanner offers an adequate productivity with its 50mm stripe width and scanning rate of 45 stripes per second.

Incorporating 3 lasers in a cross pattern, the XC65Dx captures all full 3D details of features, edges, pockets, ribs and freeform surfaces in a single scan. The XC65Dx-LS version with a longer stand-off distance (170mm) facilitates scanning of complex forms.

To effectively scan surfaces with varying color or high reflectivity, LC/XC scanners provide automatic real-time adjustment (ESP3) of sensor settings for each individual point of the laser stripe.

Features

- Fully compatible with Renishaw PH10M(Q) PLUS and automatic change racks (ACR)
- Data collection over multi-wire is integrated into most CMM brands and types
- Designed for minimum warm-up time and maximum operational stability and robustness

Applications

Inspection and reverse engineering of mobile phones, turbine blades, tools, castings, dies, sheet metal parts, plastics, etc.

Specifications

	LC15Dx	LC60Dx	LC50Cx	XC65Dx	XC65Dx-LS
Field of View	18x15mm	60x60mm	50x60mm	65x65mm (3x)	65x65mm (3x)
Probing error (MPE, ¹)	1.9µm	9µm	20µm	12µm	15µm
Data acquisition (approx. pts/sec)	70,000	77,000	37,500	3x 25.000	3x 25.000
Enhanced Scanner Performance (ESP3)	√	√	√	√	√

¹ Nikon Metrology test comparable to EN/ISO 10360-2



XC65Dx



LC60Dx

**NIKON METROLOGY NV**

Geldenaaksebaan 329
B-3001 Leuven, Belgium
tel. +32 16 74 01 00 fax: +32 16 74 01 03
Sales.NM@nikon.com

NIKON METROLOGY EUROPE NV

tel. +32 16 74 01 01
Sales.Europe.NM@nikon.com

NIKON METROLOGY GMBH

tel. +49 6023 91733-0
Sales.Germany.NM@nikon.com

NIKON METROLOGY SARL

tel. +33 1 60 86 09 76
Sales.France.NM@nikon.com

NIKON METROLOGY, INC.

tel. +1 810 2204360
Sales.US.NM@nikon.com

NIKON METROLOGY UK LTD.

tel. +44 1332 811349
Sales.UK.NM@nikon.com

NIKON CORPORATION

Shin-Yurakucho Bldg., 12-1, Yurakucho 1-chome
Chiyoda-ku, Tokyo 100-8331 Japan
tel. +81-3-3216-2384 fax: +81-3-3216-2388
www.nikon-instruments.jp/eng/

NIKON INSTRUMENTS (SHANGHAI) CO. LTD.

tel. +86 21 5836 0050
tel. +86 10 5869 2255 (Beijing office)
tel. +86 20 3882 0550 (Guangzhou office)

NIKON SINGAPORE PTE. LTD.

tel. +65 6559 3618

NIKON MALAYSIA SDN. BHD.

tel. +60 3 7809 3609

NIKON INSTRUMENTS KOREA CO. LTD.

tel. +82 2 2186 8400

More offices and resellers at www.nikonmetrology.com