

Standard Type Mechanical Force Gauge PS/PSS series




Standard type with high accuracy, capable for precise measurement.
 Enable to measure peak value due to switchable peak hold function.
 Capable to delete the attachment's weight by rotating the tare ring.
 Rugged design and no need for electricity.



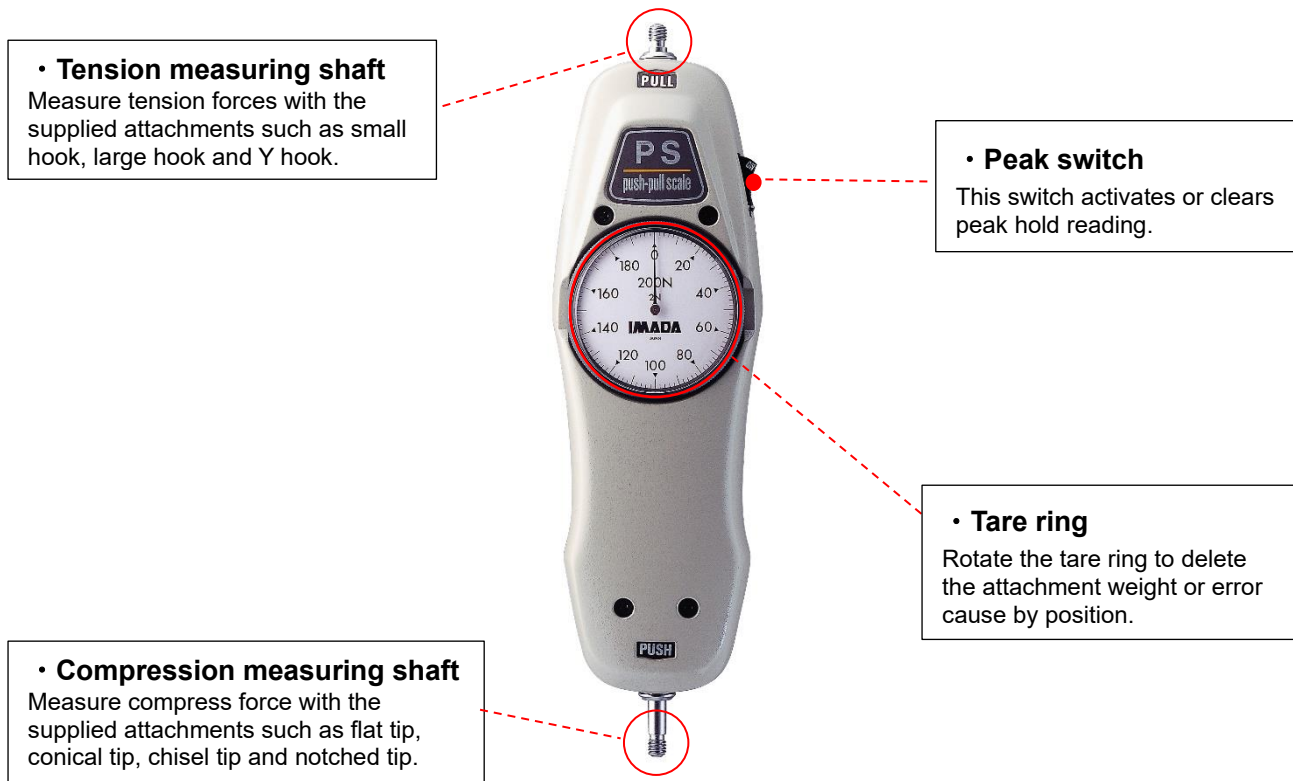
PS-500N



PS/PSS standard set

Examples of usage		
Measure force simply by hand.	Fix with optional handle for stable measurement.	Combine with manual test stand for high repeatable measurement.
		

[Main Functions]











Specifications		
Model	PS	PSS (International model) *1
Stroke	10mm	
Measuring units	See [Model lists]	
Reading method	Real time/Peak hold (switchable)	
Scales *2	100 lines	
Accuracy	±0.1%F. S or less	
Operating environment	0~+40℃	
Dimension	See [Dimension]	
Weight *3	Approx. 670g	Approx. 580g
Standard accessories	8 pcs of attachments, Instruction manual, Carry case, Inspection certificate etc.	

* It is not suitable for breaking test with large impact or test with continues vibration due to its spring structures.

*1 International models are not able to sell in Japan due to the Measurement Act.

*2 120 lines for 30N, 300N, 3K, 30K, 30lb.

*3 The weight is depending on the range.

8 standard attachments			
Small hook A-1(S-1)	Flat tip A-2(S-2)	Conical tip A-3(S-3)	Chisel tip A-4(S-4)
			
Notched tip A-5(S-5)	Extension shaft A-6(S-6)	Large hook A-7(S-7)	Y hook A-8(S-8)
			

* Force gauges with capacities from 100N or less come with aluminum made attachments (A-type), 200N to 1000N come with steel made attachments (S-type).

Model lists (N unit)				
Model	Capacity	Resolution	Thread	Standard attachments
PS-5N	5N	0.05N	M6	A-1~A-8
PS-10N	10N	0.1N		
PS-20N	20N	0.2N		
PS-30N	30N	0.25N		
PS-50N	50N	0.5N		
PS-100N	100N	1N		
PS-200N	200N	2N		S-1~S-8
PS-300N	300N	2.5N		
PS-500N	500N	5N		

International model (kgf unit) *				
Model	Capacity	Resolution	Thread	Standard attachments
PSS-0.5K	500gf	5gf	M6	A-1~A-8
PSS-1K	1kgf	10gf		
PSS-2K	2kgf	20gf		
PSS-3K	3kgf	25gf		
PS-5K	5kgf	50gf		
PS-10K	10kgf	100gf		
PS-20K	20kgf	200gf		S-1~S-8
PS-30K	30kgf	250gf		
PS-50K	50kgf	500gf		

* International models are not able to sell in Japan due to the Measurement Act.

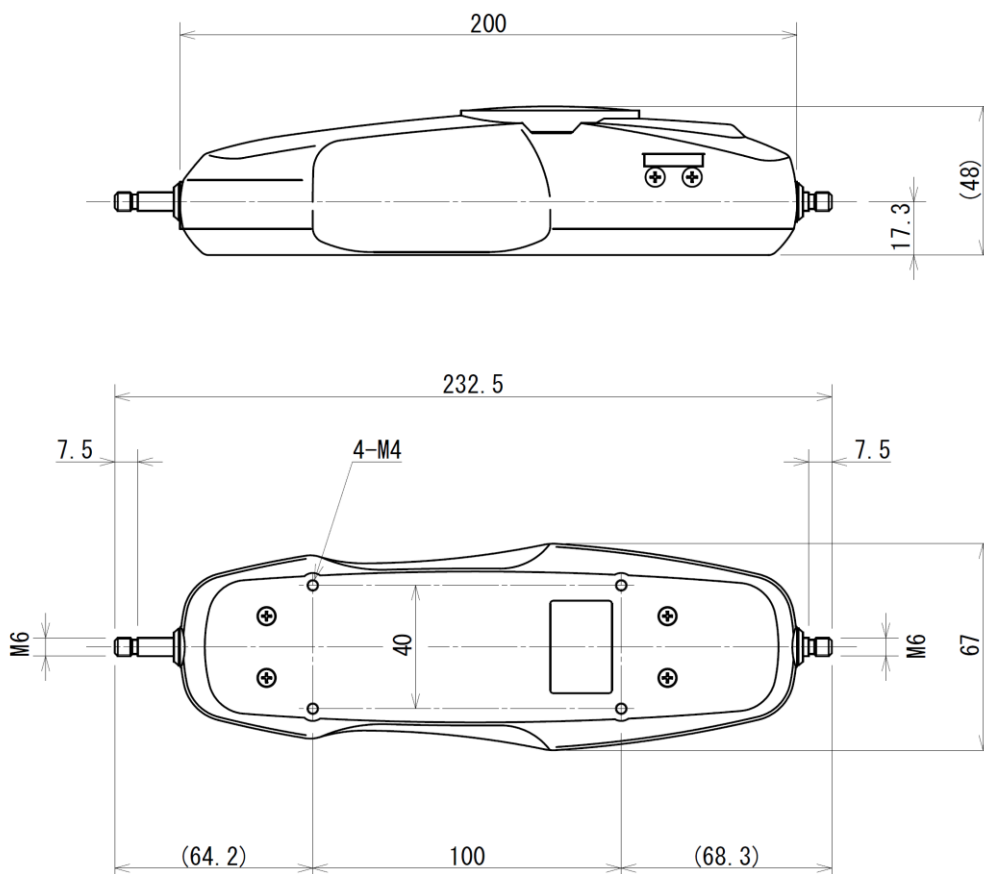
International model (lbf unit) *				
Model	Capacity	Resolution	Thread	Standard attachments
PS-5lb	5lbf	0.05lbf	M6	A-1~A-8
PS-10lb	10lbf	0.1lbf		
PS-20lb	20lbf	0.2lbf		
PS-30lb	30lbf	0.25lbf		S-1~S-8
PS-50lb	50lbf	0.5lbf		
PS-100lb	100lbf	1lbf		

* International models are not able to sell in Japan due to the Measurement Act.

Related Products			
Economical type Mechanical force gauge FB/FS series	Precision type Mechanical force gauge PSM series	Optional handle FOH-1	Hand grip belt HGB-1
			
Price saving push pull gauges with high accuracy. Available in capacity from 10N to 500N.	Precision type of push pull gauges with high resolution scale. Ideal for precise measurement. Available in capacity from 20N to 500N.	Combining a force gauge with this handle to apply force easily and more stably.	Assists firm gripping of force gauge when testing handheld, preventing slipping out of hand.
Optional handle for a fire door closing measurement HDC-1	Simple Manual Test Stand SVL-1000N	Simple Manual Test Stand SVH-1000N	
			
Specialized for fire door closing force measurement according to the Building Standard Law of Japan.	Simple Manual Test Stand with lever operation. High efficiency measurements are possible.	Simple Manual Test Stand with handle operations. Capable to apply stable measurements.	

* Refer to specifications of the individual product for details.

[Dimension]



Unit: mm

[Calibration certificate & ISO 17025 calibration services]

- As an option, we offer calibration certificates and traceability charts with extra charges. Moreover, we can offer calibration services according to ISO/IEC17025: 2005. Contact us for details.

[Cautions]

- Information in this document is subject to change without prior notice.
- This document is product descriptions and handling precautions, and do not guarantee various characteristics or safety.
- This product is designed for force measurement purpose only.
- Do not copy and use this content without authorization.
- Do not apply force more than its capacity or from incorrect direction to the measuring shaft.
- Do not use this product in the environments including fierce temperature changes, high temperature, high humidity, near water, dusty place.

IMADA CO., LTD.

99, Jinnoshinden-Cho, Aza, Kanowari, Toyohashi,
Aichi 441-8077, JAPAN
Tel: +81-(0)532-33-3288
Fax: +81-(0)532-33-3866
E-mail: info@forcegauge.net
Website: <http://www.forcegauge.net/en/>



Visit our website for more information on a wide range of product specifications, measurement applications and videos.